

### Technical Index

Lead	standard 12-lead
Input mode	floating and defibrillation protection
CMRR	>60dB, >100dB(add filter)
Time constant	$\geq 3.2s$
Patient leak current	$< 10 \mu A$
Calibration voltage	1mV
Sampling frequency	up to 1000Hz
Sampling accuracy	up to 24-bit
Input circuit current	$\leq 50nA$
Input impedance	$\geq 50M \Omega$
Noise level	$\leq 15 \mu Vp-p$
Frequency response	0.05Hz~150Hz (-3dB--+0.4dB)
Polarizing voltage	$\pm 500mV$
Power supply	2 X AA alkaline batteries
Communication mode	Wi-Fi

### Accessories



Launch box



ECG Leads



Wireless card



Elastic Velcro



Leather Sheath



Disposable Electrodes

*Original Technology*  
*New Experience*

**8000S** Stress ECG Analysis System  
( Dedicated to exercise stress ECG test )




# 8000S Stress ECG Analysis System ( Dedicated to exercise stress ECG test )

## Features

- Real-time print ECG waveform during collecting, record and save ECG data in whole process.
- Real-time observe the change of ST segment, lead selected by user can be magnified, and ST segment data can be calculated automatically.
- Adopt screen waveform antialiasing technology, ensures more true waveform and more outstanding detail for ECG waveform.
- Adopt anti-interference technology, which ensures stable baseline and reduces the influence for ECG waveform arising from EMG interference, baseline drift and AC interference.
- Standard and user-defined exercise protocol are optional, automatic and instantaneous print function and BP measurement prompt can be set according to exercise phase.
- Events can be marked during exercising, and the marked Event ECG waveform can be used to compare with current ECG waveform. After exercising, events can be checked, edited and printed.
- Display and print different trend graphs, including HR, BP, METS, HR\*BP, exercise trend, ST segment level/change/slope/three-dimension/J-level and ST/HR, etc.
- Dynamic review function, which can dynamically review the whole process of exercising, and review speed can be accelerated, decelerated, paused and jumped during reviewing.
- With the function of static review, ECG waveform in any time can be checked, the property of QRS waveform group can also be modified.
- Powerful case management function, historical cases and cases information can be checked, modified and deleted.
- Import/Export case function, save cases with the mode of compressed files, which saves disk space. PC software is correlative with the file type of operating system, more simply and quickly to import cases.
- Many items can be set in system settings, such as switch between Chinese and English, display waveform format and mode(12\*1, 6\*1, 6\*2, 3\*2, 3\*1, etc.), color of background grid, relative settings for print, filter settings and display optional parameters.
- User-friendly interface, many information (such as IME, Tooltip and doctor information, etc.) can be preset according to users' habit. Corresponding settings in the last time can be automatically saved as "User Favor" which will be recovered next time.
- Provide several useful tools, such as equipment management, case statistics.
- Collect ECG data by wireless mode, which improves anti-interference capacity.



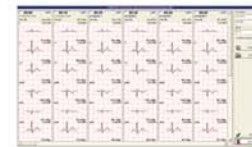
Archive



Report Edit



Patient Information



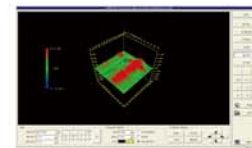
Average Review



Review



Replay



3D Trend



Main Interface



Trends Review



Events

