

Professional Design



Partial details design

- ◆ Humanized detail design
- ◆ Comfortable operation and smooth measurement
- ◆ Adjustable LCD screen for convenient measurement

Specification

Hartmann's Principle

New light path design, clear human eye imaging effect

High-speed image acquisition system, advanced image processing and analysis

The screen can be rotated freely up and down

Automatic eye tracking for lifting, automatic measurement

Electric lifting amount tow

Off-speed printer

Corneal apex distance: 0.0, 12.0, 13.75, 15.0

Spherical mirror degree: $-20.00D \sim +20.00D$ (VD = 12mm, 0.01, 0.06, 0.12, 0.25 units)

Cylindrical power: $0.00D \sim +10.00D$ (0.06, 0.12, 0.25 units)

Axis position: $10 \sim 180^\circ$ (1° unit)

Astigmatism symbol: -, +, ±

Interpupillary distance: 10 ~ 86mm

Minimum pupil diameter: 2.0mm

Measurement completion time: <0.5 seconds.

Pupil diameter: 2.00~8.00mm

Measure light energy: <30uw (ensure measurement safety)

Cornea curvature radius: 5.0 ~ 10.0mm (0.01mm accuracy)

Cornea diopter: 33.00D ~ 67.0D (when the corneal equivalent diopter is 1.3375)

Corneal astigmatism: 0.00D~15.00D (0.06D / 0.12D / 0.25D units)

Stored data: 10 measurements each

Axis position: $1^\circ \sim 180^\circ$

Visual target: Guided cloud map

Display: 8-inch TFT touch screen (adjustable viewing angle)

Printer: 57mm thermal printer

Power supply: AC 100 ~ 250V, 50 / 60Hz, wide power supply

Net weight: 22 kg

Gross weight: 26.5 kg

Packing size: (length) 680mm x (width) 400mm x (height) 640mm



ARK-4000

Auto Ref/Keratometer

ARK-4000

Auto Ref/Keratometer



Adjustable LCD Touch Screen



High brightness and contrast 8" wide color TFT LCD screen, smooth touch mode, different angle can be adjusted

Motorized Chin Rest



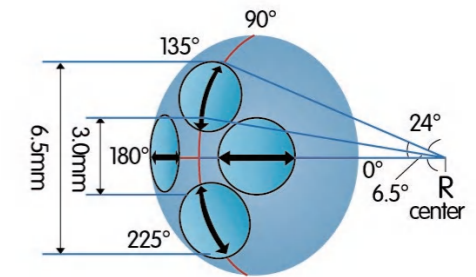
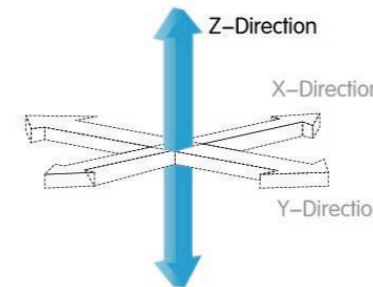
By pressing the Up & Down buttons, the users can set and adjust the height of the patient's chin freely and quickly

Data Record

DATA RECORD							
R	SPH	CYL	AX	L	SPH	CYL	AX
1	-0.50	-1.50	95	1	-0.50	-1.25	99
2	-0.50	-1.50	95	2	-0.50	-1.25	99
3	-0.50	-1.50	95	3	-0.50	-1.25	99
4				4			
5				5			
6				6			
7				7			
8				8			
9				9			
10				10			
AVG	-0.50	-1.50	95	AVG	-0.50	-1.25	99

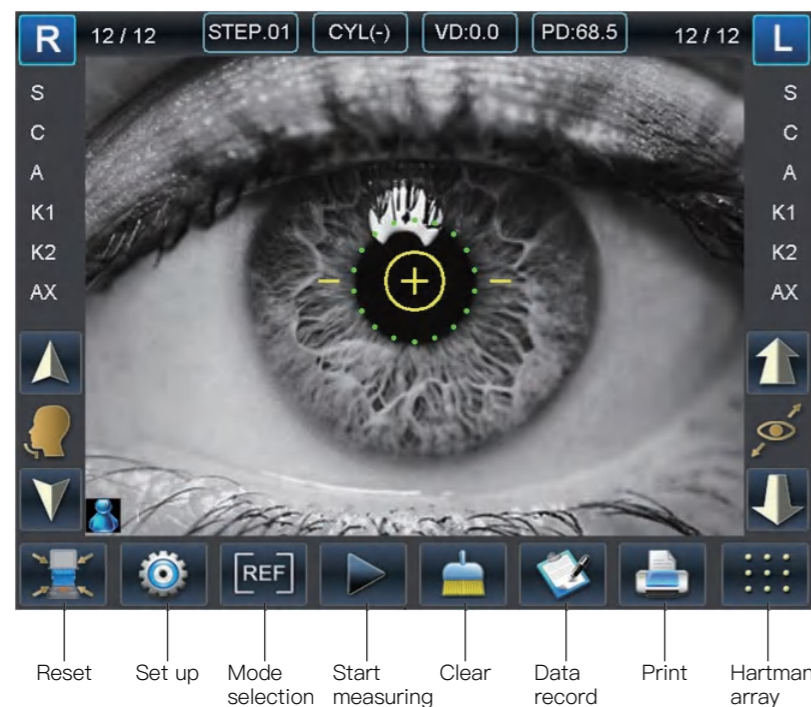
3 groups of data stored each measurement, maximum 10 groups of data can be stored

UP/down Auto Tracking



Measure peripheral keratometry precision of eyes with contact lenses fitting

Operation Interface Function



Hartmann Imaging Processing Technology

